



**Vehicle type:** mid-engine, rear-wheel-drive, 2-passenger, 2-door coupe

**Price as tested:** \$52,165

**Price and option breakdown:** base Consulier GTP Sport (includes \$1990 luxury tax), \$51,890; passenger seat, \$250; luxury tax on options, \$25

**Major standard accessories:** tilt steering

**ENGINE**

Type.....turbocharged and intercooled 4-in-line, iron block and aluminum head  
 Bore x stroke.....3.44 x 3.62 in, 87.5 x 92.0mm  
 Displacement.....135 cu in, 2213cc  
 Compression ratio.....8.0:1  
 Engine-control system.....Chrysler with port fuel injection  
 Emissions controls.....3-way catalytic converter, feedback fuel-air-ratio control, EGR  
 Turbocharger.....Garrett M3  
 Waste gate.....integral  
 Maximum boost pressure.....14.0 psi  
 Valve gear.....belt-driven single overhead cam, hydraulic lifters  
 Power (SAE net).....204 bhp @ 5200 rpm  
 Torque (SAE net).....235 lb-ft @ 3000 rpm  
 Redline.....6300 rpm

**DRIVETRAIN**

Transmission.....5-speed  
 Final-drive ratio.....3.85:1, limited slip  
 Gear Ratio Mph/1000 rpm Max. test speed  
 I 3.00 6.0 38 mph (6300 rpm)  
 II 1.89 9.6 60 mph (6300 rpm)  
 III 1.28 14.2 89 mph (6300 rpm)  
 IV 0.94 19.3 122 mph (6300 rpm)  
 V 0.71 25.2 133 mph (5300 rpm)

**DIMENSIONS AND CAPACITIES**

Wheelbase.....100.0 in  
 Track, F/R.....60.5/60.5 in  
 Length.....172.0 in  
 Width.....72.0 in  
 Height.....44.0 in  
 Ground clearance.....5.0 in

Curb weight.....2166 lb  
 Weight distribution, F/R.....36.4/63.6%  
 Fuel capacity.....17.0 gal  
 Oil capacity.....8.0 qt  
 Coolant capacity.....10.0 qt

**CHASSIS/BODY**

Type.....composite monocoque construction with front and rear steel-tubing subframes  
 Body material.....Kevlar-, carbon-fiber-, and fiberglass-reinforced plastic with and without foam core

**INTERIOR**

SAE volume, front seat.....50 cu ft  
 luggage space.....0 cu ft  
 Front seats.....bucket  
 Seat adjustments.....fore and aft, seatback angle  
 Restraint systems, front.....manual 3-point belts  
 General comfort.....poor fair good excellent  
 Fore-and-aft support.....poor fair good excellent  
 Lateral support.....poor fair good excellent

**SUSPENSION**

F.....ind, lower control arm, upper rocker arm with 1 inboard adjustable coil-shock unit per side, anti-roll bar  
 R.....ind, lower control arm, upper rocker arm with 1 inboard adjustable coil-shock unit per side

**STEERING**

Type.....rack-and-pinion  
 Turns lock-to-lock.....2.1  
 Turning circle curb-to-curb.....45.0 ft

**BRAKES**

F.....10.6 x 1.0-in vented disc  
 R.....10.4 x 1.0-in vented disc  
 Power assist.....vacuum

**WHEELS AND TIRES**

Wheel size.....6 x 15.0 in  
 Wheel type.....cast aluminum  
 Tires.....General XP2000V; F: 205/50VR-15, R: 225/50VR-15  
 Test inflation pressures, F/R.....32/34 psi

**CAR AND DRIVER TEST RESULTS**

**ACCELERATION**

Zero to 30 mph.....1.740 mph  
 40 mph.....2.8  
 50 mph.....3.8  
 60 mph.....5.2  
 70 mph.....6.8  
 80 mph.....8.5  
 90 mph.....11.1  
 100 mph.....13.9  
 110 mph.....17.7  
 120 mph.....25.6  
 Street start, 5-60 mph.....7.2  
 Top-gear passing time, 30-50 mph.....11.8  
 50-70 mph.....8.9  
 Standing 1/4-mile.....13.9 sec @ 100 mph  
 Top speed.....133 mph

**COAST-DOWN MEASUREMENTS**

Road horsepower @ 30 mph.....5 hp  
 50 mph.....14 hp  
 70 mph.....32 hp

**HANDLING**

Roadholding, 300-ft-dia skidpad.....0.89 g  
 Understeer.....minimal moderate excessive

**BRAKING**

70-0 mph @ impending lockup.....182 ft  
 Modulation.....poor fair good excellent  
 Fade.....none moderate heavy  
 Front-rear balance.....poor fair good

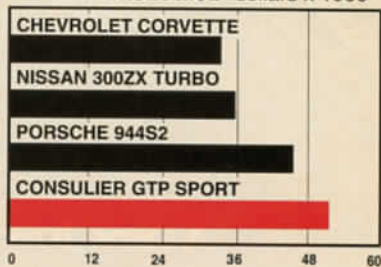
**FUEL ECONOMY**

EPA city driving.....21 mpg  
 EPA highway driving.....27 mpg  
 C/D observed fuel economy.....18 mpg


**INTERIOR SOUND LEVEL**

Idle.....64 dBA  
 Full-throttle acceleration.....95 dBA  
 70-mph cruising.....84 dBA  
 70-mph coasting.....82 dBA

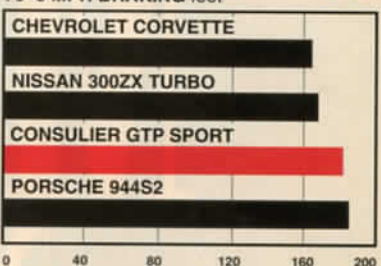
**CURRENT BASE PRICE\* dollars x 1000**



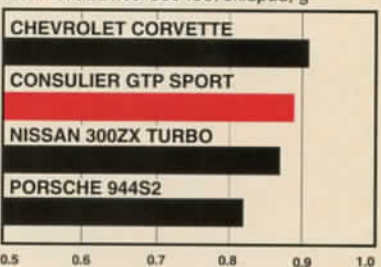
**ACCELERATION seconds**




**70-0 MPH BRAKING feet**



**ROADHOLDING 300-foot skidpad, g**



**EPA ESTIMATED FUEL ECONOMY mpg**



\*Base price includes freight, applicable luxury and gas-guzzler taxes, and any performance options.